

Amy's Farm Bingo




Instruction

Print all pages once and cut out the motif cards and the flower cards. Cut the 4 bingo cards accordingly. Each player receives a bingo card. The motif cards are laid out face down. The game leader turns over one motif card at a time. All players cover the corresponding motif space on their game card with a flower card.


As soon as a player has covered an entire row, column, or diagonal, they call "Bingo!" and win the game.

Have fun!

Motif cards




Flower cards



Game card


1



beleduc

Game card


2



beleduc

Game card

3



beleduc

Game card

4



beleduc

Game card


5



beleduc

Game card


6



beleduc

Game card


7



beleduc

Game card

8



beleduc