

PROJECT WEEK SQUIRREL



With the additional material by beleduc, you and the children can spend a week learning all about the topic of squirrels. Reading aloud, crafting, quizzing and being creative. The “Project Week Squirrel” offers great ideas from Monday to Friday.

DAY 1

PROFILE – INTERESTING FACTS ABOUT SQUIRRELS

We have prepared several questions and content suitable for children to present the topic of squirrels in an interesting way.

ACTIVITIES

A forest memo game can be created.

DAY 2

TELLING A STORY WITH HAND PUPPETS

Hand puppets inspire children’s imagination and encourage creative play. They can invent stories, act out adventures and immerse themselves in the world of squirrels.

ACTIVITIES

A trip outside to the garden & forest.

DAY 3

CRAFTING DAY

It’s time for some great craft ideas today.

ACTIVITIES

Crafting window pictures.

DAY 4

QUIZ FOR BEGINNERS & EXPERTS

Now the children can learn even more about the squirrel in the quiz.

ACTIVITIES

Colouring pictures, quiz games, counting games and more.

DAY 5

CERTIFICATE

Of course, all children will be rewarded with a certificate for squirrel experts after this project week.

**Have fun with the beleduc
project week.**

INTERESTING FACTS ABOUT SQUIRRELS

Age: 4+



At the beginning of the week, we recommend talking about squirrels with the children. Here is some information for you:

The squirrel lives in forests, gardens and parks. It jumps and climbs in the treetops or swiftly moves up and down the tree trunks. It uses its bushy tail as a rudder for balancing.

In autumn, the squirrel begins to build up a layer of fat. It eats mushrooms, worms and beetles. Additionally, it collects seeds, berries, nuts and other supplies for the winter. It hides these in tree hollows, under roots, in branch forks or in the ground.

When winter comes, the squirrel retreats into its round nest - the drey. It has built this as a protection against predators in a high branch fork and lined it with leaves, moss and fur. There, it rests.

Only when very hungry does the squirrel leave its drey. With its keen sense of smell, it searches for the hiding places where it has stored its winter supplies. However, the squirrel is a bit forgetful and does not always find all the hiding places. If it forgets a buried seed, the seed starts to sprout in the spring. Thus, the squirrel's winter stock becomes a new plant. And that is why the squirrel is also called a gardener.

The Eurasian squirrel (*Sciurus vulgaris*) has fur that can vary in colour, including shades of red, black or brown, all within the same species. Its habitat ranges from Western Europe to East Asia. There are different species found in both North and South America.



SHORT PROFILE SQUIRREL

Size

Body 20 cm, tail 15 cm

Weight

200 gr (smallest species), 400 gr (largest species)

Life expectancy

Up to 12 years

Food

Nuts, seeds, mushrooms, berries, worms, bird eggs, young birds

Enemies

Snakes, weasels, foxes, cats and birds of prey such as eagles, owls and hawks

Habitat

Europe, Asia, North America, South America

Living space

Forest, garden, park

Offspring

Two to five babies, two times a year



Colour

Red, brown, grey, black

FOREST MEMO GAME



The memo game with the squirrel and its forest friends.
Cut out and start playing.



THE LITTLE SQUIRREL NUKI



An interactive story with hand puppets.

On a beautiful morning, the squirrel Nuki wakes up and rubs his eyes. The sun smiles at him through the leaves of his treehouse. "Today is the perfect day for a picnic," chirps Nuki excitedly and hops out of his nest.

*Squirrel rubs his eyes and hops out of the nest.
Ask the children if they have ever had a picnic before.*

Nuki grabs his bag and cheerfully jumps from tree to tree to invite his friends. First, he meets hedgehog Oscar. They also meet deer Reni, rabbit Hops, Foxy fox, bear Bruno and frog Quaki in the forest.

*Squirrel hops around, meets more forest animals.
Ask the children about other forest inhabitants and how they might be called.*

Together, they hop through the forest until they find the perfect spot for their picnic. Beneath a large oak tree, they spread out their blankets and each unpacks something delicious from their bags.

*Forest animals walk together through the forest.
Ask the children what they would bring to a picnic.*

As they eat, they tell each other stories and play games. Suddenly, Ms. Owl flutters by. "May I join you?" she asks. "Of course, Ms. Owl!" they all call out and make room for her.

Owl flutters in, the other animals make room.

The picnic was a great success, and as the sun slowly sets, everyone packs up their things and heads home happy and content. Nuki and his friends look forward to their next adventure in the forest.

Ask the children what Nuki and his friends will experience next in the forest.



40277
Hand Puppet
Frog



40130
Hand Puppet
Squirrel



40124
Hand Puppet
Rabbit



40125
Hand Puppet
Bear



40118
Hand Puppet
Owl



40114
Hand Puppet
Fox



40250
Hand Puppet
Hedgehog



GET OUT INTO NATURE!




Go out into nature and collect everything the squirrel needs to build its nest and what it likes to eat. Everything can be collected in an egg carton.

*Game idea:
Find food*

When all the spaces in the carton are filled with objects, one object can be removed without the children seeing which one it was. Do the children know what is missing?



PAINT, CUT AND MAKE GREAT WINDOW PICTURES!



* THIS IS WHAT YOU NEED:

- Pencil, scissors and brown paper



1 Cut out the template.

Fold the brown paper 12,5 cm apart.



Trace the template to the brown paper. Make sure that you leave a strip on the right and left.



Cut out and colour in.



QUIZ ON THE SQUIRREL

Age: 4+



- 1. Have you ever seen a squirrel?**
- 2. Where do squirrels live?**
They live in nature in forests and also in cities in parks and gardens.
- 3. How big is a squirrel?**
Show it with your hands.
- 4. What colours does a squirrel have?**
Red, brown, grey, black
- 5. What is dangerous for a squirrel?**
Dogs that are not on a leash, cars on roads, people who pollute the environment and thus destroy the squirrel's habitat.
- 6. Is it okay to touch a squirrel?**
No. Squirrels belong in the wild and do not want to be touched or caught.
- 7. Where does a squirrel like to hide?**
In treetops in skilfully built nests - called "dreys" - or in a natural tree hollow.
- 8. What do squirrels like to eat?**
Squirrels are omnivores and feed on nuts, seeds, mushrooms, berries, worms, bird eggs and even young birds.
- 9. Why do they collect and hide nuts?**
Squirrels do not hibernate and thus store food supplies for the winter.
- 10. Where do squirrels hide their supplies?**
In the forest floor, where they bury seeds, nuts or mushrooms separately by type or hide them in bark crevices.

- 11. What happens to the seeds and nuts that the squirrels can no longer find after hiding them?**
The seeds and nuts eventually sprout into new grasses, trees and shrubs.
- 12. What do squirrels need their bushy tails for?**
The tail helps them to balance and serves as a steering device when they leap between trees.

OUR PRODUCTS ON THE SUBJECT OF SQUIRRELS



25586 Nuki & Nuts



40130
Hand Puppet Squirrel



11015 XXL Puzzle
„Nuki & Friends“

MORE FOREST FRIENDS



40118
Hand Puppet Owl



40114
Hand Puppet Fox



40250
Hand Puppet
Hedgehog

NUMBER RIDDLE

Count the nuts and mushrooms.
Can you fill in the numbers?



Lösung:  7  11  9



LABYRINTH

Can you find the three ways to the food?



SHADOW RIDDLE

Only one shadow fits the squirrel perfectly.
Which one is it?



Lösung: C



CERTIFICATE

You have successfully taken part in the squirrel project week and are now a real **Squirrel-Expert**. Congratulations!

beleduc

